



## Farmer Palmer's Farm Park – Accessibility Guide

This Statement .....	2
Covid Changes Around Farmer Palmers.....	<b>Error! Bookmark not defined.</b>
Online Booking is now essential before arriving.....	2
Introduction .....	3
Contacting Us .....	3
Pre-Arrival .....	4
Arriving at Farmer Palmer's .....	5
Parking .....	5
Overflow Carpark .....	6
Shop Entrance .....	6
Navigating Farmer Palmers .....	8
What Sounds Will You Hear on the Farm? .....	9
What Things Will You See on the Farm? .....	9
Tractor Trailer Ride .....	9
Seating is available in .....	10
Gift Shop.....	10
Birthday Party Rooms for Additional Seating.....	10
Restaurant.....	11
The Kiosk is at the Restaurant Entrance.....	11
Disabled Toilets and Baby Change .....	11
Indoor Soft Play Area .....	12
Play Areas.....	12
Woodland Walk now The World of Dinosaur Roar Discovery Trail.....	15
First Aid .....	16
Additional Information.....	16
Conference & Meeting Rooms, Banqueting, Clubs, and Entertainment.....	17



## This Statement

Our Accessibility guide has been written specifically to describe the facilities and the services we provide to our visitors. It does not state the opinion as to the suitability of Farmer Palmer's to those who have specific accessibility needs.

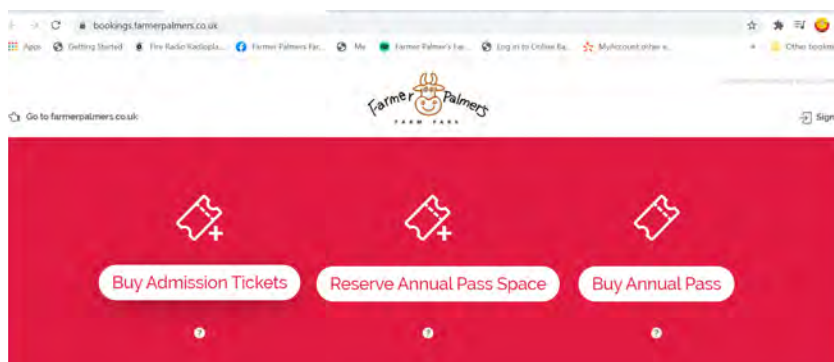

<https://farmerpalmers.co.uk/news/>

## Online Booking is now essential before arriving.

Please ensure you BUY TICKETS before visiting or call our team to ask for help if needed. 01202 622022

<https://farmerpalmers.co.uk/times-and-prices/>

## HOW TO BOOK TICKETS VIDEO <https://youtu.be/m7flueemJnQ>





## Introduction

Farmer Palmer's Farm Park is a Dorset Award winning family farm park, mixing animals and play areas and delivering quality above and beyond the customer's expectations of a farm park. Before it was established in June 1998, Farmer Palmer's was a dairy farm; it now continues to be a working farm to this day. Farmer Palmer's has grown into a farm park, now with adventure equipment, bouncy castles and other attractions. It still holds a natural environment with woodland and fields in the surrounding area.

Located on Wareham Road (2 miles from the town of Sandford) it is 4 miles from Wareham, 8 miles from Poole and 11 miles from Bournemouth.

Spanning across 30 Acres with surrounding fields of countryside, you can have an active or relaxed time with us. Customers spend a minimum of 4 hours with us to enjoy all that Farmer Palmer's has to offer however a lot of people spend all day with us.

Opening Times Vary as per the seasons

<https://farmerpalmers.co.uk/times-and-prices/>

Due to the natural environment, there are some surfaces around Farmer Palmers that are raised and uneven. We do offer the use of a wheelchair on site, available in our shop when you visit. There are also disabled parking spaces, disabled access toilets and a ramp entrance to our restaurant.

## Contacting Us

If you have any queries or questions, please feel free to contact us

Address: Farmer Palmers Farm Park, Organford, Poole, Dorset BH16 6EU

- Telephone: 01202 622022

- Email: [support@farmerpalmers.co.uk](mailto:support@farmerpalmers.co.uk)

- Website: [www.farmerpalmers.co.uk](http://www.farmerpalmers.co.uk) [Contact Us page](#)

- Facebook: [www.facebook.com/FarmerPalmersFarmPark](https://www.facebook.com/FarmerPalmersFarmPark)



Our team are dedicated, smiley, and motivated and ensure that each to go home with memories to treasure for many years to come. We have team members who are Welcome Host & welcome all trained.

friendly, welcoming, knowledgeable visitor is treated as someone special

## Pre-Arrival

A clearly worded brochure is available describing the main facilities, attractions, directions, opening times and prices. The leaflet includes our contact numbers, email and website addresses. The brochure is widely distributed to other tourist venues, hotels, guest houses, caravan parks, supermarkets and Tourist Information Centres.



TODAY'S TIMETABLE OF ACTIVITIES*			
Time	Activity	Wristband Colour	Map No
9.30am	Hen House Restaurant OPEN		15
10.15am	Hand Feeding the Goats in the Big Barn	PINK	3
11.15am	Deer Feeding Experience (£2 per person)		13
12.30pm	Pig Racing - Near the Trim Trail		9
1.30pm	Tractor Trailer Ride (£1 per person)		13
3.00pm	Hand Feeding the Goats in the Big Barn	BLUE	3

Special mailout newsletters are also produced to customers who sign up to them via the web.

Our Website has full [OPENING TIMES AND PRICES](http://www.farmerpalmers.co.uk)  
[www.farmerpalmers.co.uk](http://www.farmerpalmers.co.uk)



Palmer's

## Arriving at Farmer

- Farmer Palmer's Address is:  
Farmer Palmer's Farm Park  
Organford  
Poole  
Dorset  
BH16 6EU
- You can get to Farmer Palmer's via Car, Taxi and Public Transport (Bus).
- The nearest bus is the Number 40 from Poole/Swanage, it will bring you to the bottom of our drive.
- If travelling by train, the nearest is Holton Heath Train Station and you will require a taxi from there. Alternatively, a train to Poole or Wareham and then use the Number 40 bus to Farmer Palmer's.
- When booking a taxi, ask to be dropped off outside Farmer Palmer's gift shop.



**Drop off point when arriving in a taxi.**

## Parking

Farmer Palmer's has a gravel car park for an estimated 80 cars. It also has 2 fields used for additional overflow car parking on the left and right of the drive as you approach the car park.

- Car parking is free of charge.

The car park is located at the end of the tarmac drive in front of the shop entrance.





4 disabled parking spaces are available to the right of the entrance to the shop.



## Overflow Carpark

Our overflow car park has ground reinforcement as in the rainy periods it can become muddy.

Our second overflow car park does not have this and therefore we recommend parking facing down the slope for an easy exit.

- If busy, a sign is placed out when the gravel car park is full, directing you to the overflow car park.

## Shop Entrance



- On arrival to Farmer Palmers, there is one main entrance through the right-hand door of the shop, which is clearly marked.
- During busy times, we have 3-4 staff members operating the entrance to ensure that you do not wait for an extended length of time to pay entrance and enter Farmer Palmers.
- When you enter the shop, a member of staff will greet you and they will book you in via your booking confirmation email.
- They will also ask you to take a photograph of the days' timetable and offer you a map if you would like one.



- Farmer Palmers has attractions both inside and outside.
- There are a mixture of tarmac, grass and gravel pathways to take you around Farmer Palmers.
- We have wide paths and doorways suitable for wheelchair and mobility scooter access. You can bring your own wheelchairs and mobility scooters. We have two wheelchairs available (first come, first served basis) if needed in the shop.
- Around Farmer Palmers, it remains flat in most places however; some paths are laid with gravel. The only inclines are leading up to the restaurant, and in the smaller animal barn where there is a ramp.
- The World of Dinosaur Roar Discovery Trail in our woodland has flat bridges and a plainings gravel path. The terrain is slightly bumpy, this could cause resistance when pushing a wheelchair round.
- We also have picnic benches around Farmer Palmers and seating benches in the Woodland Walk for you to stop and rest.
- The Animal Barn is on two levels, there are two ramps on either side of the barn for access; They have a long gradual incline.
- The outside pens have a gravel path leading down towards Pig World.
- Towards the Go Karts there is a gravel path but once at the Go Karts, the path is tarmacked.
- The picnic benches outside are on an area of cut grass, there are also some in the courtyard outside the Hen House restaurant and small animal barn.





## What Sounds Will You Hear on the Farm?

With a wide range of animals and activities around Farmer Palmer's, you may hear some different sounds. Ones you are likely to hear are:

- Children playing around Farmer Palmer's on the adventure equipment and attractions.
- Our Park Team using their radios to talk to each other across the departments.
- The Tractor taking people out on the Trailer Ride.
- The Animal Barn team doing their demos and feeds in the barn.
- Our animals making noises to each other or being excited about their food arriving.

There are areas around Farmer Palmer's that are quieter during your time:

- The Little Farmer's Fun Barn is quieter and has younger children in it.
- The Restaurant out of lunchtime is a quiet place to sit and enjoy drinks and snacks like Panini's, cakes and biscuits.
- The Woodland Walk is peaceful and tranquil, away from all the busy noises. There are benches dotted all the way around the woodland walk. The river Sherford runs through the middle with dinosaur's to see and learn about as you wonder around.
- Pig World at the end of the outside animal pens when it's not feeding time can also be a relaxing stroll.

## What Things Will You See on the Farm?

On a trip round the farm, there are a variety of things you may see. These include:

- The many different farm animals like Pigs, Sheep and Goats etc.
- The Tractor taking people around on the Bouncy Tractor Trailer Ride.
- Our Park Monitors walking around helping visitors and keeping Farmer Palmer's tidy.
- Our Animal Barn team doing their demos and feeding times and walking round feeding animals.
- Adventure equipment and play areas both indoors and outdoors.
- Picnic Areas and Benches.
- Natural wildlife such as birds.

## Tractor Trailer Ride

- Farmer Palmer's Tractor Trailer Ride takes up to 30 passengers.
- No access to wheelchairs or mobility scooters.
- Advisory that pregnant women go on at their own discretion as the tractor ride is very bouncy and bumpy.
- Children and Adults with Sensory Disabilities should be advised that there might be loud noises from other children on the ride when the ride becomes bumpy.



## Facilities

- Gift Shop
- Restaurant and Kiosk
- On Site Toilets
- Soft Play Area in the Restaurant
- Indoor and Outdoor Play Areas
- World of Dinosaur Roar Discovery Trail in the woodland area.
- There are no steps and access are by double doors allowing easy wheelchair access.

## Seating is available in

- o Hen House Restaurant
- o Under cover pedal tractor barn
- o Little Farmers Barn
- o Under cover soft play barn
- o Numerous benches and picnic benches are available around the site

## Gift Shop

- The Gift shop is at the front of Farmer Palmer's and is the main entrance and exit to the farm park.
- Doors are wide enough for mobility scooters and wheelchairs.
- The gift shop can be busy during the last two hours of the day in school holiday periods. If you require an alternative exit, please ask a member of our staff.

## Birthday Party Rooms for Additional Seating

- Ramp to double doors with safety fire mechanism.
- Open double doorways for easy access
- Rear Fire Door with ramp.



## Restaurant



- The restaurant has both indoor and outdoor seating available.
- There is a ramp leading up to the restaurant and steps leading down to the outside picnic benches. There is a ramp that runs around the outside for access.
- Extra tables are available in the party rooms during busy periods. These are located via the Restaurant.
- Wheelchairs, buggies and Mobility Scooters are all easy to manoeuvre around the restaurant however, some tables are too close together for these to move between. If you need help, feel free to ask any member of staff who are always willing to help.
- The busiest times are between 11:30am and 1:30pm.

## The Kiosk is at the Restaurant Entrance

There is an inside and outside window.

The outside window is open during the summer period, weekends and the school holidays.

The kiosk is usually open during school holidays and busy event days.

## Disabled Toilets and Baby Change

There are three disabled toilet and baby changing areas at Farmer Palmer's

- The Hen House Restaurant has two Disabled Toilets and Baby Change Room available with extra baby change facilities in the disabled and female toilets. In addition, there is two changing facilities in the family toilets, which are next to the little Farmers Barn. These are known as the 'Family Rooms'. There is a third large also in this area. It features an adult table inside.  
There are also three cubicle toilets inside. All these rooms are fitted with Baby Changing facilities.



## Indoor Soft Play Area

- You can access soft play via the Hen House restaurant.
- There are buttons out of child reach on the magnetised gates to the soft play which release when pressed and when the fire alarm sounds.
- It features 2 slides, climbing ramps, spinners and other features. It is suitable for ages 3 to 8.
- There is a toddler area at the front in the middle for under 3's with slides and climbing blocks.



## Play Areas

The first play area as you enter Farmer Palmer's is Straw Mountain.

- There are a variety of slides at different heights in the area.
- Straw bales stacked up for children to climb on.
- The flooring is loose straw on the ground
- It is not accessible to buggies, wheelchairs and mobility scooters as there is a lip on the entrance.



The Pedal Tractor Barn is opposite the Straw Mountain.



- It is specifically for children 0-8 years old.
- There are pedal tractors and push tractors for smaller children.
- There are features such as ramps, petrol station and garage in the area.



- The tractor pen is built in benches and straw for sitting.
- There are picnic benches in the barn.
- A bouncy castle is in the barn also, located against the back wall of the barn. It is designed for smaller children 0-8 and not suitable for adults.

surrounded by a wooden fence with bales with rubber matting on top

#### The Little Farmer's Fun Barn is next to Straw Mountain.

- There is soft seating in the middle of the room with indoor houses built around.
- There is a rope bridge connecting two houses that hangs up above the entrance/exit.
- There is a spiral slide in the corner.
- In this area, there is also an Under 2's soft play and sensory light area.
- There is also the beam game, which projects onto the floor for children to play on.
- There is an assortment of large Lego bricks and a large abacus.







Animal Barns – Big Barn to Feeding. The smaller barn for smaller animals.

meet animals and for the Goat the guinea pig handling and

- The pens are located round the outside of the barn and the enclosure is through the middle creating a wide U shape.
- There is space for wheelchairs and mobility scooters.
- The end of the smaller barn is raised; there are two long ramps that lead up and round making the back of the animal barn easily accessible.
- There are accessible hand washing facilities outside the smaller barn in front of the Hen House restaurant.




The Sand Play Area is opposite the picnic benches and restaurant.



- There are picnic benches at the entrance of the Sand Play, the ground has hole reinforcement to reduce the possibility of people tripping.
- There is fencing around the swings in Farmer Palmer's, so no one collides with the swings while passing.
- There is a water feature system for children to use in the Sand Play Area.
- There are Wendy Houses built with a low roof, these are built for children, not adults.



## The Trim Trail



- Across the field is a low-level trim trail made from recycled plastic. Although not designed for wheelchair users it can be used by children with other disabilities where they are still mobile.

## Woodland Walk now The World of Dinosaur Roar Discovery Trail



The Woodland Walk is a peaceful and tranquil walk through Farmer Palmer's own woods.

- A complete circuit is less than 1km.
- There are seating benches situated around the trail.
- The paths are even and covered in either gravel or soil.
- There are raised bridges around the woods over the river and streams. They are wide enough for Wheelchairs and Mobility Scooters.
- The Sherford River runs through the middle of the woodland/dinosaur trail and also a Victorian lake.



## First Aid

Boxes are located at the Admissions Desk in the Main Entrance and by the till in the Main Restaurant.

Our policy is on display and in the newsletter, the public can contact any member of staff. **Trained General and Paediatric First Aider's are always on site.**

## Additional Information

Most of our animal demos are under cover with easy access, wide doors and wide aisles.

All our signs are in large format – black or brown on white with photos.

Two kennels are available FREE of charge, if required, on first come, first served basis. There is no charge for this facility. Free access to visit your dog

**Wheelchairs** can be borrowed for FREE from the Admissions Desk.





To lead by example there is no smoking or vaping within any of the buildings. Therefore, we built a designated building; it is called “The Doghouse” adjacent to the field alongside the duck pond. (We felt it was safer to offer vapors/smokers this service).

## Conference & Meeting Rooms, Banqueting, Clubs, and Entertainment

Restaurant Team have the experience and ability to cater for most requests.